

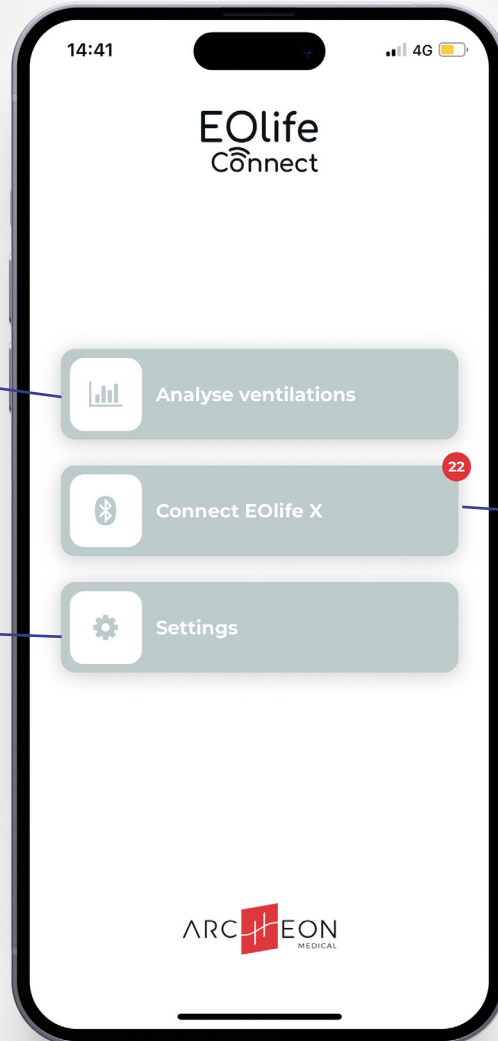


Quick Start Guide



EOLife Connect is available on iOS and Android.
Stay tuned to be informed about application updates

HOME SCREEN



B

Analyse your downloaded ventilation sessions (page 8)

C

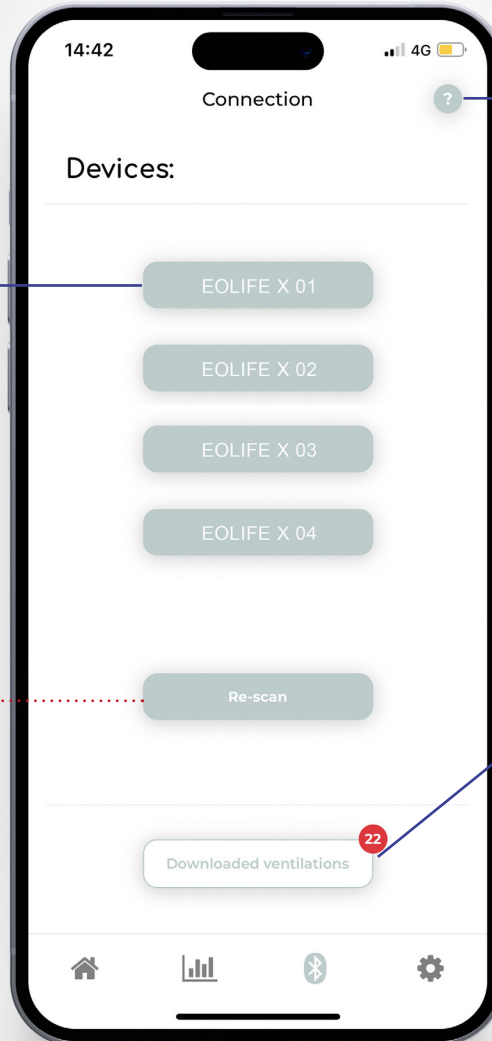
Go to settings (page 14)

A

Download sessions from an EOLife X (page 4)

A

01. DOWNLOAD SESSIONS



1

Select your EOLife X.

If your device doesn't appear in the list, press on re-scan

Download procedure (page 5)

2

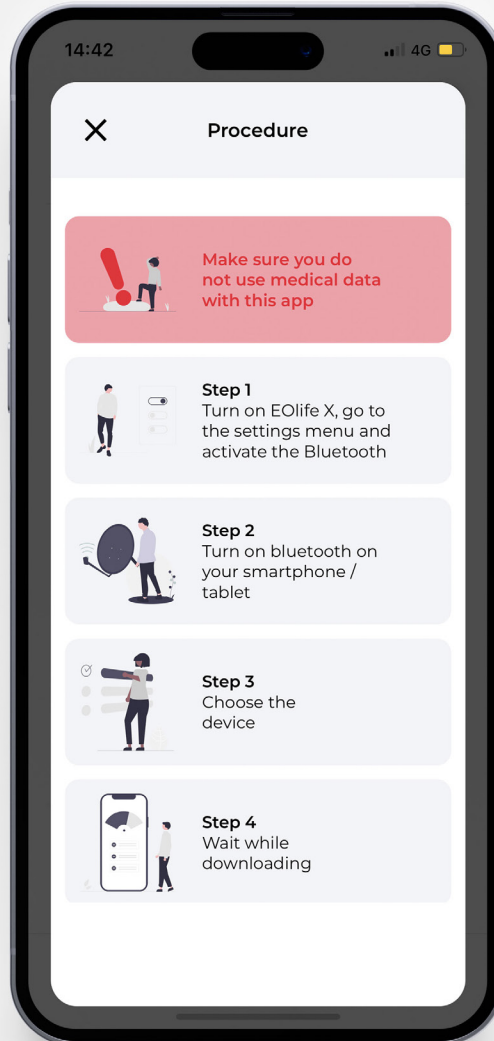
Download all ventilation sessions from your EOLife X



BE CAREFUL !

Once imported in EOLife Connect, all your sessions will be deleted from your EOLife X.

02.DOWNLOAD PROCEDURE

A

A

03.DOWNLOADED SESSIONS

1

Select a session. You can select multiple sessions by a long press on the screen.

Filter your list

2

Assign the session(s) to a user (page 7)

Deactivate the multiple selection

Delete all sessions (selected and unselected)

Delete the session (only with unique selection)

SN	Date	Time	Duration	Score
EOLife X0...	28/06/23	03:56 pm	00:00:05	50%
EOLife X0...	28/06/23	03:56 pm	00:04:10	3%
EOLife X0...	28/06/23	03:53 pm	00:01:44	0%
EOLife X0...	28/06/23	03:47 pm	00:02:32	0%

EOLife X0001...28/06/23	02:25 pm	00:05:54	0%	
EOLife X0001...28/06/23	02:19 pm	00:00:17	50%	
EOLife X0001...28/06/23	02:16 pm	00:00:12	100%	
EOLife X0001...28/06/23	02:15 pm	00:00:25	0%	
EOLife X0001...28/06/23	02:12 pm	00:00:35	71%	
EOLife X0001...28/06/23	02:10 pm	00:00:49	21%	

04.ASSIGN A USER

A

Select an existing user

Or create a new user

14:44

Assign a user

Create a new user

Select an existing user

14:45

Create a new user

Firstname *

Firstname

Surname *

Surname

Age

Age

Gender

Gender

Profession

Profession

Organisation

Organisation

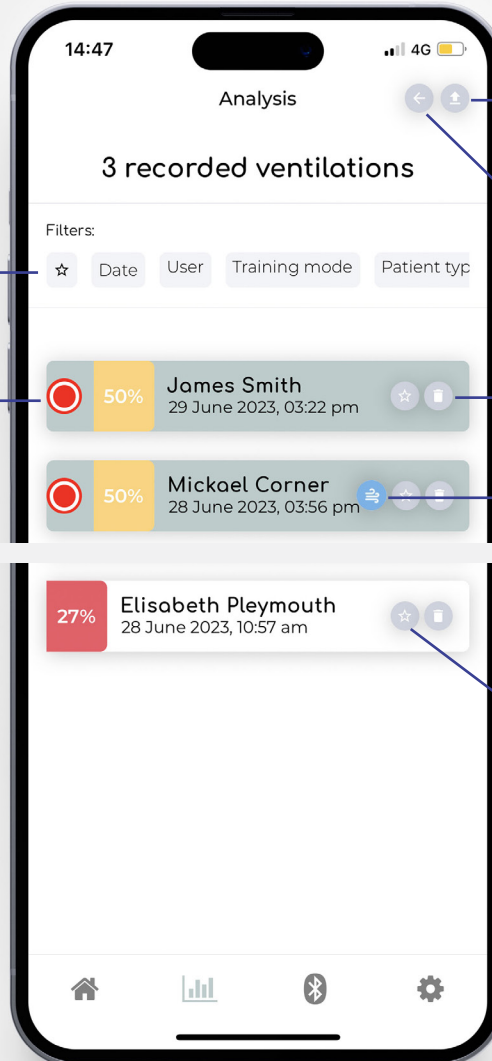
Years of experience

Years of experience

Save

B

01.ASSIGNED SESSIONS




Filter your list

Select a session to see more details. (page 9)
You can select multiple sessions by a long press on the screen.

Download the CSV file(s) of the selected session(s) (page 10)

Deactivate the multiple selection

Delete the session

The  icon indicates that the ventilation session was performed with «leakage alarm OFF». Therefore only Vi will be displayed.

Add the session to your Favorites

02.SSESSION DETAILS

14:48 4G

James Smith

Type	Age	Mode	Training
Child	1-2y	Continuous	Monitored
Frequency	ERC		

SCORE **50%**

MEAN FREQUENCY **20/min**

MEAN VT **55 mL**

DURATION **00:00:05**

NUMBER OF RECORDINGS
2

Download the CSV file of the session (page 10)

Assign to another user

Parameters of the session

Ventilation quality breakdown (page 11)

Ventilation Frequencies (page 12)

Volume details (page 13)

Duration of the session

See student's progression (page 10)

Press to see more details

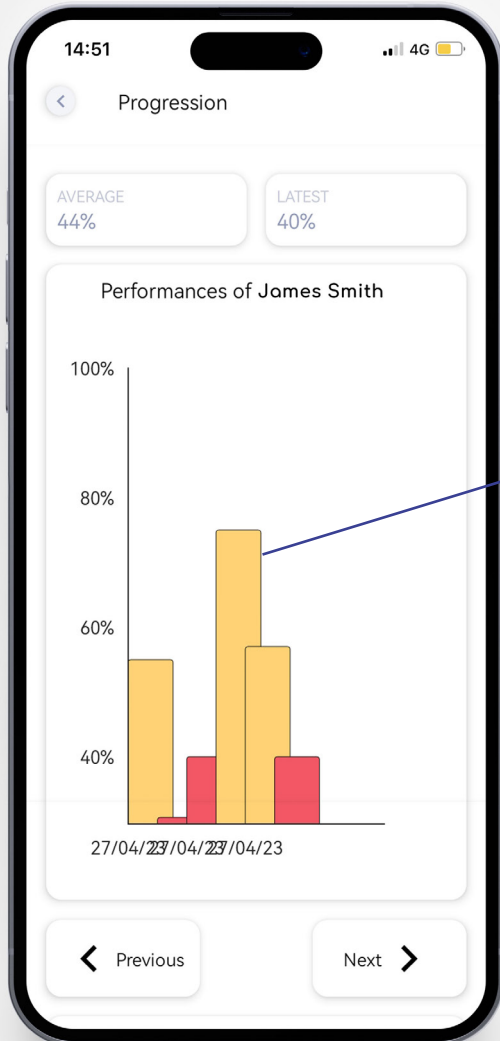
B

03.EXPORT SESSIONS (CSV)

Firstname	Lastname	Age	Date	Time	Patient Type	Patient Size	Mode	Training	FrequencyMode	Leakage alarm	EOLife
Archeon	Medical	30	16/09/24	13:55:00	adult	Medium	Continuous	Monitored	ERC	ON	EOLife X0001206
Cycle number	Time (s)	Ti (ms)	Te (ms)	Tp (ms)	Freq (/min)	Vi (mL)	Vt (mL)	Leakage (mL)	Leakage ratio (%)		
1	0:00:00	720	840	100	36	423	423	0	0		
2	0:00:01	780	900	60	34	433	433	0	0		
3	0:00:03	820	900	60	33	448	448	0	0		
4	0:00:05	878	858	20	34	432	432	0	0		
5	0:00:06	911	871	0	33	419	419	0	0		
6	0:00:08	917	920	20	32	428	428	0	0		
7	0:00:10	879	976	3244	11	442	442	0	0		
8	0:00:15	832	966	2256	14	393	393	0	0		
9	0:00:19	644	350	0	60	386	370	16	4		
10	0:00:20	533	386	0	60	248	248	0	0		
11	0:00:21	499	454	0	60	229	229	0	0		
12	0:00:22	486	511	0	60	220	220	0	0		
13	0:00:23	437	538	0	50	209	209	0	0		
14	0:00:24	489	834	80	42	284	284	0	0		
15	0:00:25	878	420	0	46	443	433	10	2		
16	0:00:27	746	364	0	54	386	386	0	0		
17	0:00:28	684	409	0	54	328	328	0	0		
18	0:00:29	752	1344	1002	19	265	265	0	0		
19	0:00:32	995	271	0	47	376	288	88	23		
20	0:00:33	594	1144	433	27	238	238	0	0		
21	0:00:36	1133	944	145	27	397	397	0	0		

- **Cycle number** : Ventilation cycle number
- **Time** : Relative ventilation cycle start time
- **Ti (ms)** : Ventilation cycle insufflation time
- **Te (ms)** : Ventilation cycle expiration time
- **Tp (ms)** : end-expiratory pause time in the ventilation cycle
- **Freq (min-1)** : ventilation frequency (mean from the last ventilation cycles)
- **Vi (mL)** : Volume insufflated in the ventilation cycle
- **Vt (mL)** : Tidal volume in the ventilation cycle measured during expiration
- **Leakage (mL)** : Ventilation cycle leakage volume
- **Leakage ratio (%)** : Ventilation cycle leakage percentage

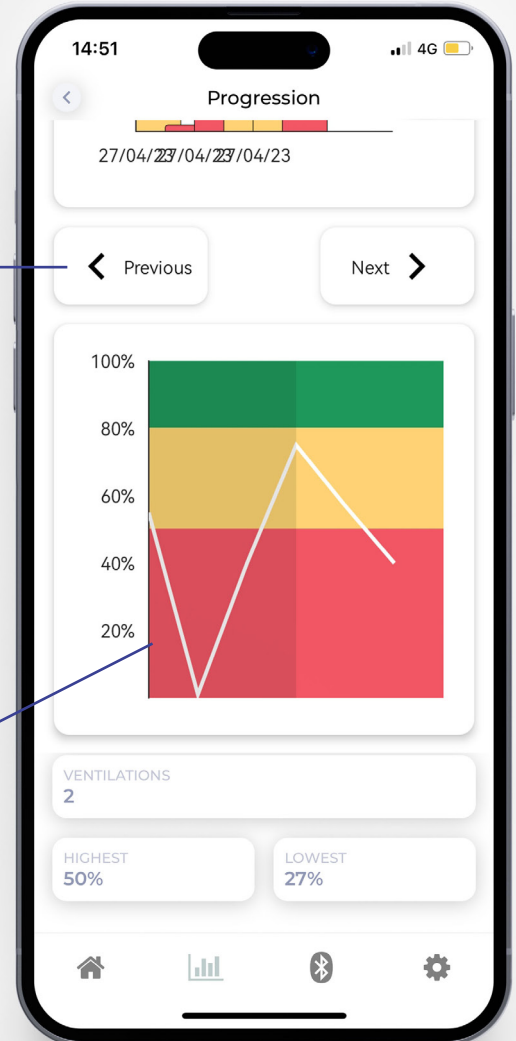
04.STUDENT PROGRESSION

B


Press on previous or next to navigate the graph

Press on the bar to see more details

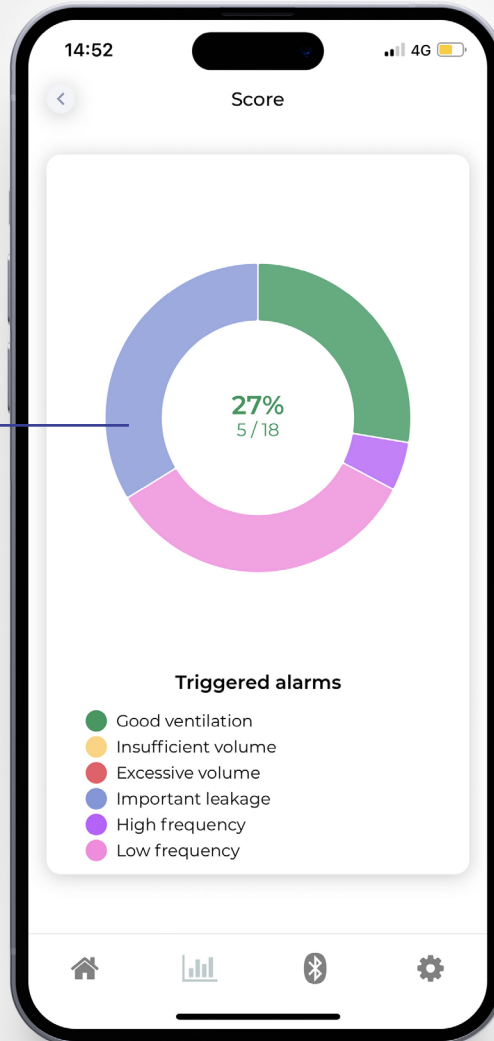
Visualize the quality of ventilation within sessions



B

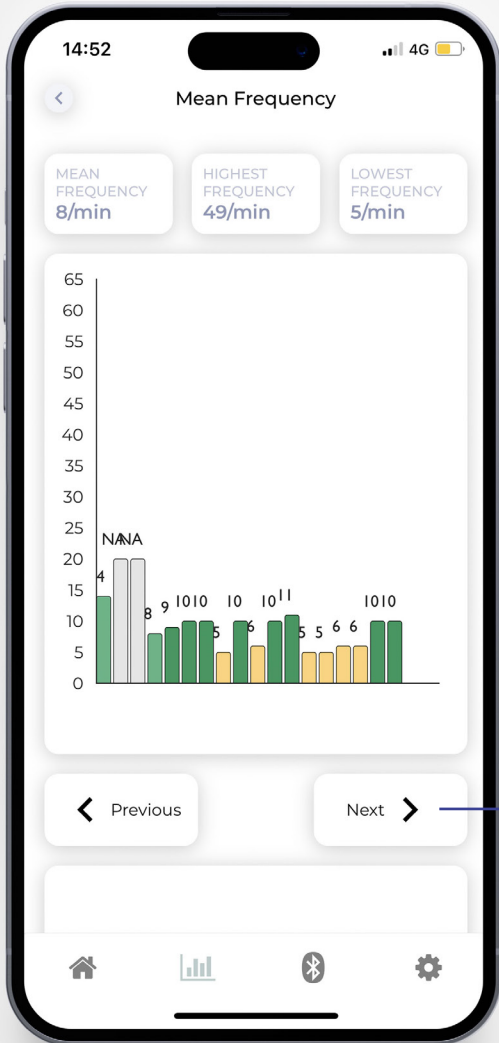
05. VENTILATION QUALITY BREAKDOWN

Press to see the percentage of each triggered alarms

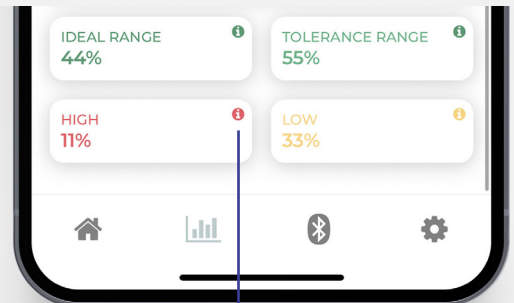


06. VENTILATION FREQUENCY

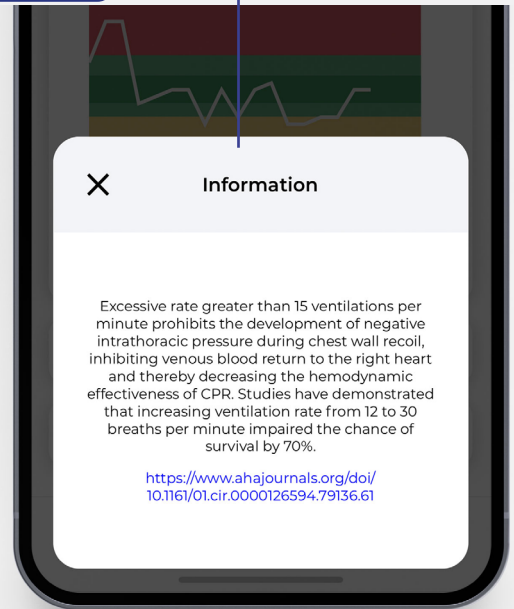
B



Press on previous or next to navigate the graph

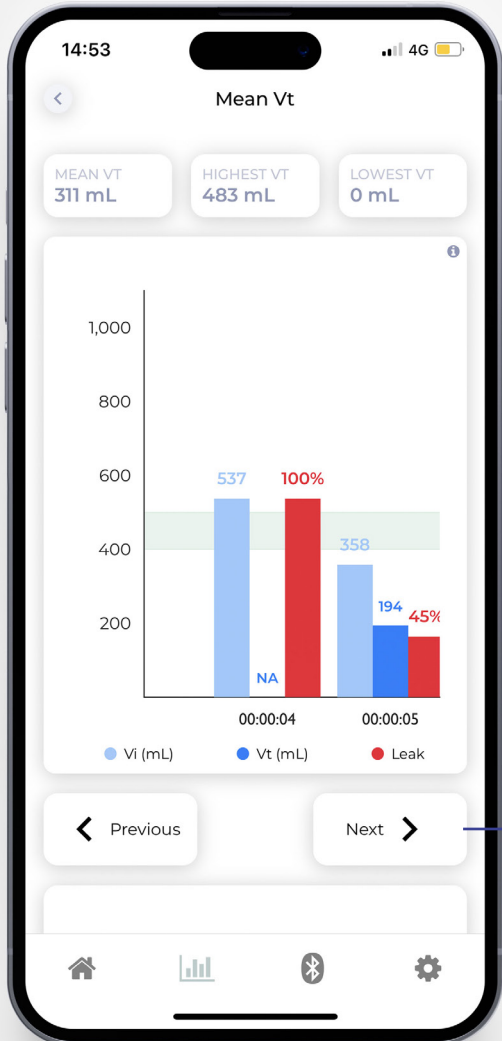


Press (i) to get more information about your results

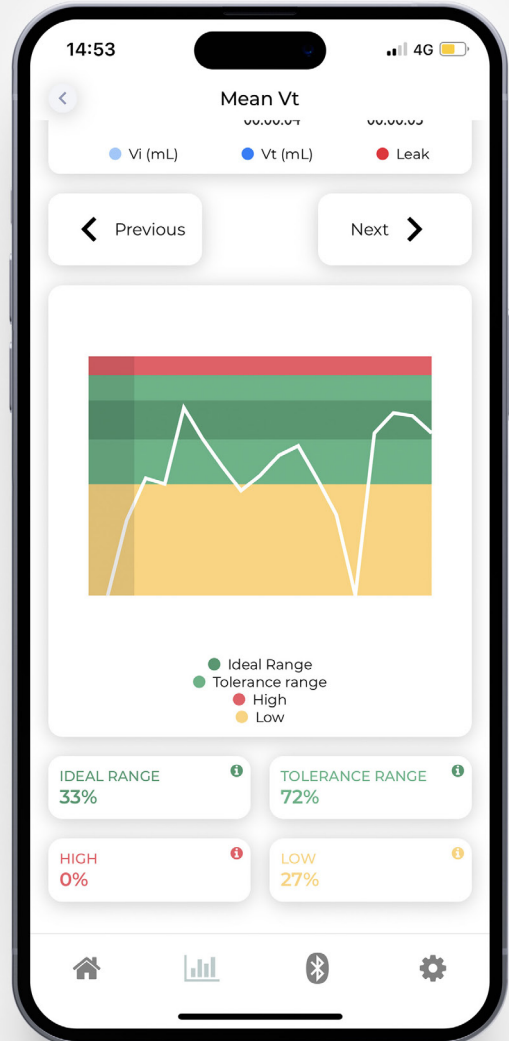


B

07.VOLUME DETAILS

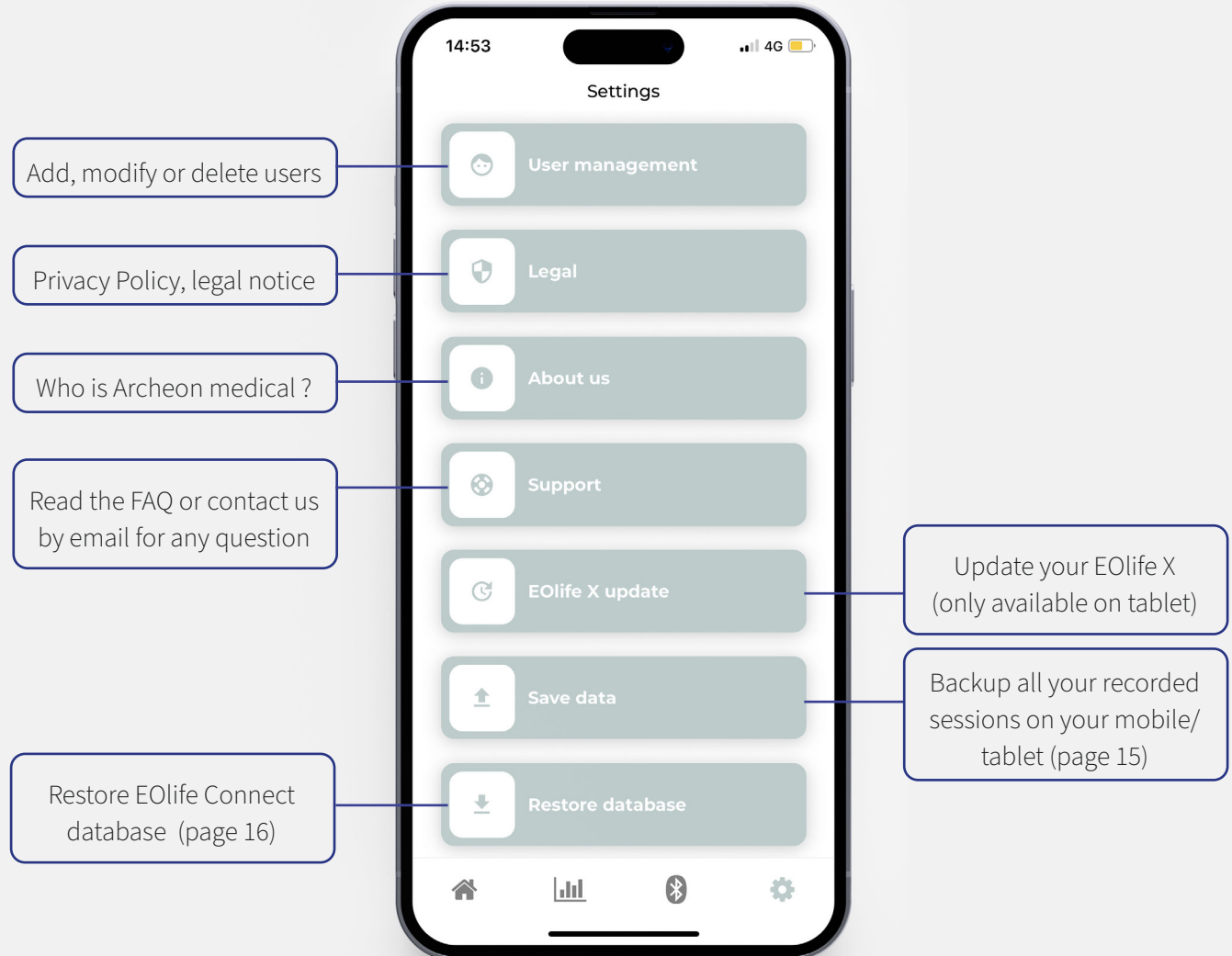


Press on previous or next to navigate the graph



01.SETTINGS

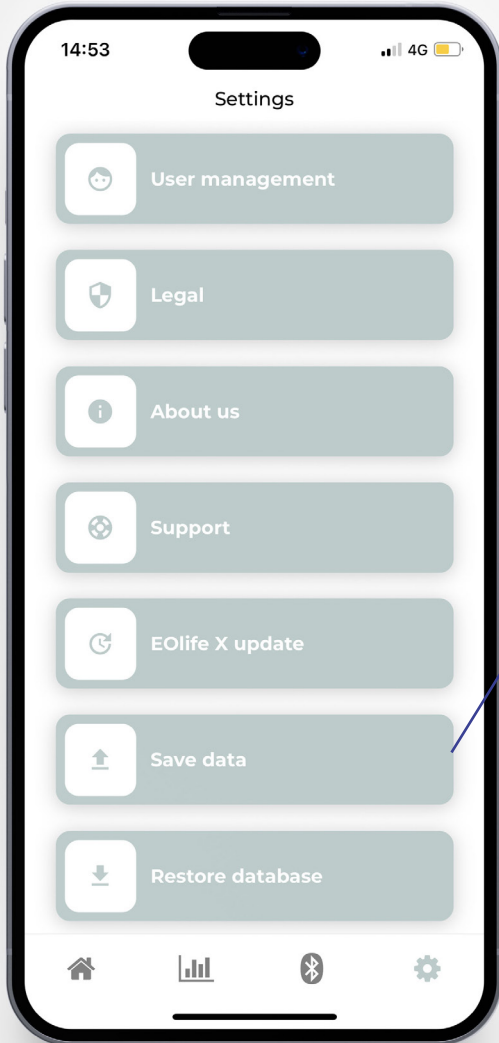
C



C

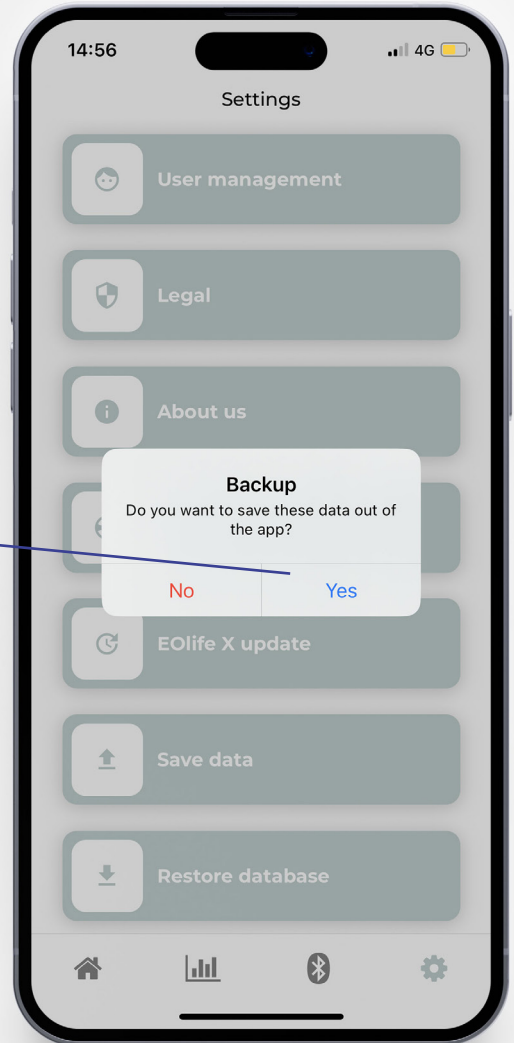
02.SAVE YOUR DATA

This feature can be used before changing your device.



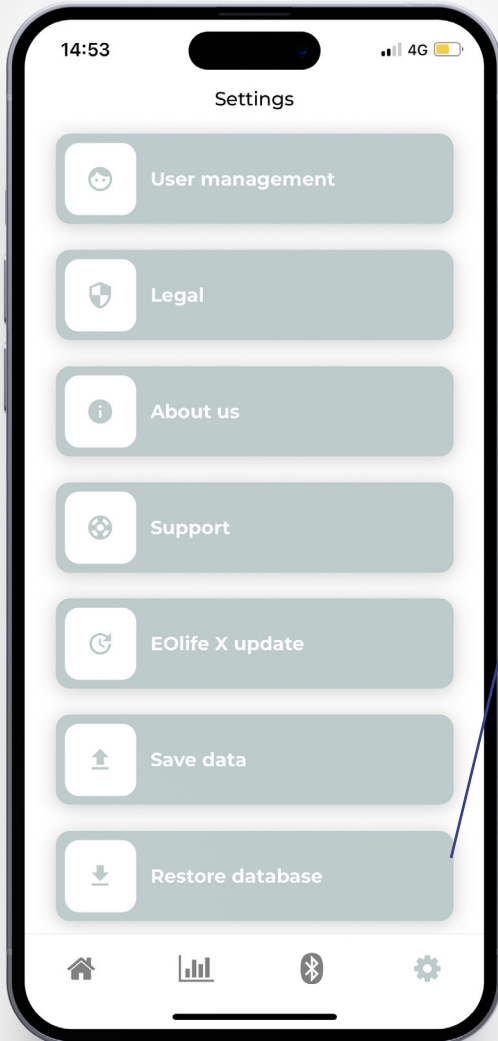
Press on 'Save data' and press on 'Yes'

Your entire EOLife Connect database will be saved onto your phone or tablet in a specific folder under the name:
eolife-connect-db-backup-{year}-{month}-{day}-{time}.json



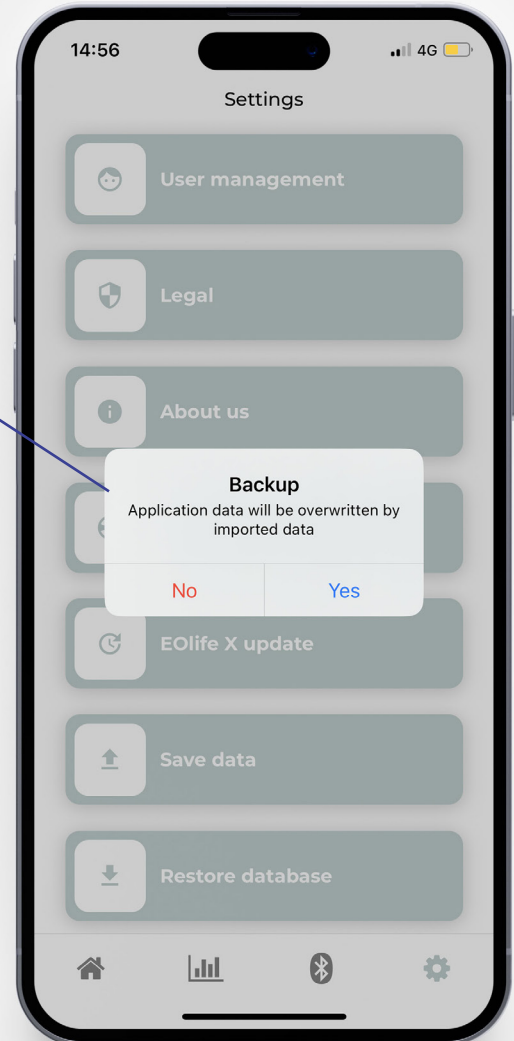
03.RESTORE DATABASE

C



Press on 'Restore database' and press on 'Yes'.
On your mobile/tablet select a 'json' file in your mobile/tablet.

WARNING !
Your EOLife Connect database will be overwritten by imported data. Make sure to perform a backup before restoring the database





Copyright © 2023 Archeon Medical - All rights reserved

Version : 02 - September 2024

Archeon Medical - 2 chemin des aiguillettes - 25000 Besançon - FRANCE

Tel +33 (0)3 81 66 23 80 - www.archeon-medical.com